

# Real life doesn't stop for Bunions.

Our lives are like runways where family, work, activities and celebrations intersect. Each of these demands our time, attention and energy. Slowing down is not an option.

Unfortunately, if you suffer from bunions, then you know the limitations that bunions put on your life. The pain they cause frequently impacts work, family and fun activities (and requires ugly shoes!).

Not having the luxury of slowing down is the reason many people with bunions avoid bunion surgery. Traditional bunion surgeries require a long recovery which brings the runway of your life to a screeching halt.

## Introducing the dynaBunion® 4D Minimal-Incision Procedure

The dynaBunion® 4D minimal-incision bunion procedure can allow you to quickly, comfortably and boldly return to your life's runway. Unlike traditional open scarf and lapidus bunion surgeries, this 4D procedure corrects the bunion in all four dimensions through a minimal-incision which can offer a walking recovery, less tissue damage, a smaller scar...and a return to stylish shoes.

dynaBunion® 4D  
4D Minimal-Incision Bunion System



Discover more at  
[www.minibunion.com](http://www.minibunion.com)

Patient results may vary.  
Please consult your physician to determine if this procedure is right for you.

 **CrossRoads**  
Extremity Systems

6423 Shelby View Drive, Ste 101  
Memphis, TN 38134  
[www.CRExtremity.com](http://www.CRExtremity.com)  
901. 221. 8406

LA0709 Rev B

# Experience a Runway Recovery

dynaBunion® 4D  
4D Minimal-Incision Bunion System



# What Is A Bunion?

A bunion looks like a bony bump on the inside of the foot at the big toe joint. But in reality, the bump forms when pressure on the big toe joint causes the big toe to lean toward the second toe, forcing the joint of the big toe to get bigger and stick out.



Healthy Toe

Bunion Toe

## Bunion Treatment Options

### Conservative (non-surgical) Treatment

Conservative treatment is aimed at easing pain and slowing down the progression of the bunion. Your doctor may recommend changes in footwear, padding, orthotics, icing and/or pain relievers to minimize the discomfort you experience and to prevent the bunion from becoming more severe.

If conservative treatment doesn't ease your pain, your doctor may recommend surgery. Usually, bunion surgery can be done as an outpatient procedure without a hospital stay and is **typically covered by most insurance company policies.**

### Surgical Treatment

The dynaBunion® 4D minimal-incision bunion correction allows your surgeon to carefully correct and secure your bunion in all 4 dimensions through a small 1 ½ inch incision. In contrast to the traditional open bunion procedures, the 4D correction, continuous compression and secure fixation may lead to faster healing and a runway recovery.

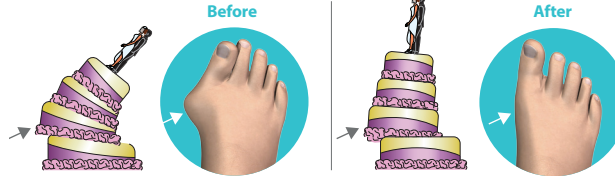
Please see "Technique" section for more info.



Bunions are caused by a mis-alignment of the toe bones in multiple dimensions. To understand the benefits of correcting each dimension, it is easiest to think of your bunion as a wedding cake that has started to lean-over. When you analyze the cake layers, you quickly realize that the problem actually begins at the bottom layer. If the bottom layer is angled, it will make the rest of the cake lean. To correct the cake, the bottom layer must be re-aligned in 4 different dimensions. The same is true for your bunion.


#### 1st Dimension

Straighten the layers to the upright position



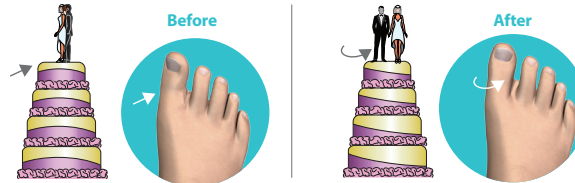
#### 2nd Dimension

Center the layer from front to back



#### 3rd Dimension

Rotate the layer so the cake topper faces the front



#### 4th Dimension of Continuous Compression

Secure the layers for activities



**The procedure is typically covered by most insurance policies.**

# Runway Recovery

## 4D Minimal-Incision Surgery

- Earlier Return to Activities
- Reduced Pain and Swelling
- Significantly Smaller Scar
- Faster Return to Walking



Your surgeon will provide you with recovery instructions which may include rest, ice, and elevation to help with swelling and pain. It's possible that you will be able to walk in a post-op shoe. However, it is very important that you fully comply with your doctor's recovery instructions.